



## Straight-through joints

### M-Euroline

### Cast resin straight-through joint

for polymeric cables and conductors

Universally suitable for connecting polymeric cables or conductors insulated with PVC, PE, XLPE and EPR (e.g. N(A)YY, NYM, TT). Suitable for compression or screw connectors on copper and aluminium conductors.

#### Characteristics

- Compact dimensions
- Splice area visible before casting
- High-quality transparent shockproof plastic shell
- Large filler aperture to facilitate casting
- Resistant to chemical agents
- Resistant to alkaline earth elements
- Stabilized against UV rays
- Longitudinally and transversely watertight
- High electrical insulating values
- High mechanical strength
- Ready for immediate operation
- Quick and easy assembly saves time and reduces costs

#### Application/Suitability

- Indoor
- Outdoor
- Underground
- Water
- Installation ducts

#### Voltage level

- $U_0/U_m$  0.6/1 (1.2) kV

#### Test standards

- DIN EN 50393 (corresponds to VDE 0278)

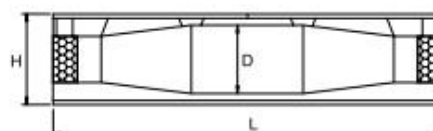
#### Storage conditions/Shelf life

- Cast resin up to 40 months



Dimensions

M 11 - M 16



M 17








#### Scope of delivery

Cover, hydrolysis resistance PUR type EG cast resin (containing the correct volume ready for mixing), packed in practical and easy-to-use two-chamber bags, transparent plastic shell, spacers (up to M13), PVC insulation tape, protective gloves, assembly instructions

Optional accessory: Connectors (see Connecting technology)

Cleaner UNIVERSAL CLEANER 121 (see Accessories)

Note: Armour continuity kit for armoured cable available on request.

					Polymeric cable								
					unarmoured				with concentric conductor		armoured		
													
					1x	3x	4x	5x	3x	4x	4x		
Type	L mm	D mm	H mm	max. Cable-Ø mm	max. Nominal cross section per conductor mm <sup>2</sup>							Art.-No.	
M	11	190	36	50	26	50	10	10	6	10/10	4	124169	
	12	260	47	63	34	150	25	25	16	25/25	16/16	10	124170
	13 S	310	55	68	43	240	35	35	25	35/35	25/16	25	124171
	13	360	55	75	43	400	50	50	35	50/50	25/16	35	124172
	14 S	350	70	95	48	630	70	70	50	70/70	50/50	50	124173
	14	400	70	95	48	630	95	95	70	95/95	50/50	70	124174
	15	530	100	120	63	1000	150	150	120	150/150	120/70	120	124175
	16	700	125	160	81		240	240	185	240/120	185/70	240	124176
	17	900	150	190	90		300	400	240	300/300	240/120	240	169406